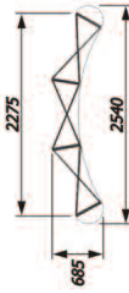


Graphic Panel Sizes

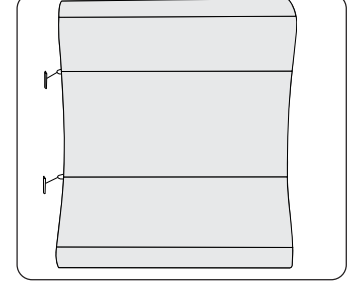
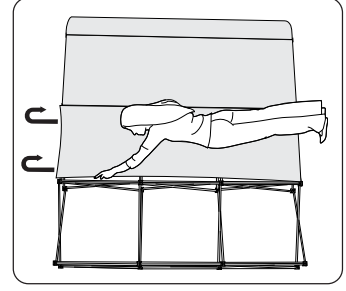
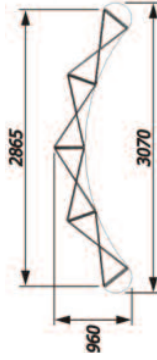
Front Curved	D-End Panels	Rear Panels
2225 (h) x 673 (w)	2225 (h) x 673 (w)	2225(h) x 807(w)

All sizes are in millimeters (mm) and are approx.

3 x 3 Curved footprint



3 x 4 Curved footprint



Disassembly instructions

